



# International insights su on-demand mobility e DRT

Lidia Signor, Combined Mobility Senior Manager

[lidia.signor@uitp.org](mailto:lidia.signor@uitp.org) | [www.uitp.org](http://www.uitp.org)

UITP, Associazione Internazionale del Trasporto Pubblico





- **UITP e lo sharing**
- **Lo spazio 'on-demand'**
- **Zoom su DRT**
- **Tendenze e sfide**



## UITP e lo sharing



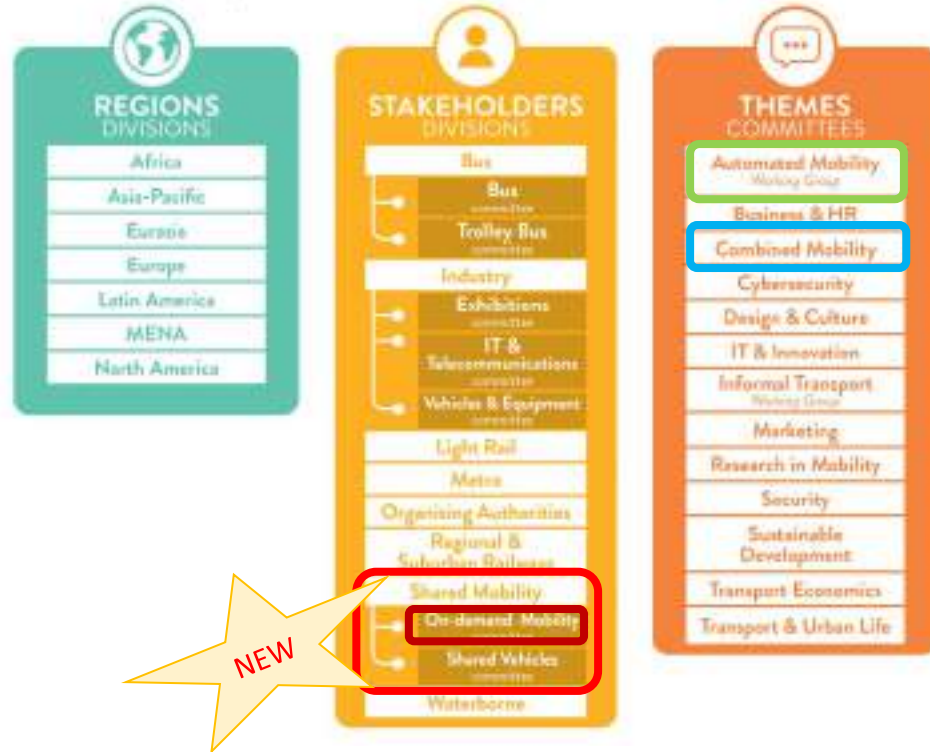


= associazione  
composta di > 1900 soci



## THE WORKING BODIES

As a UITP member, you are automatically part of at least two Divisions: one based on your region, and the other based on your organization's stakeholder profile. In addition, there are several Committees comprised of smaller groups of selected experts. Alongside several Stakeholder Committees, there are also Themes Committees which work on transversal topics, and these make up the working bodies of UITP. All Divisions have one or more working bodies; where there is more than one, they are listed.



ADVOCACY



KNOWLEDGE



NETWORKING



➔ Esempi di pubblicazioni:



➔ Veicoli autonomi, 2017



Mobilità rurale, 2022

Mobility as a Service (MaaS), 2019

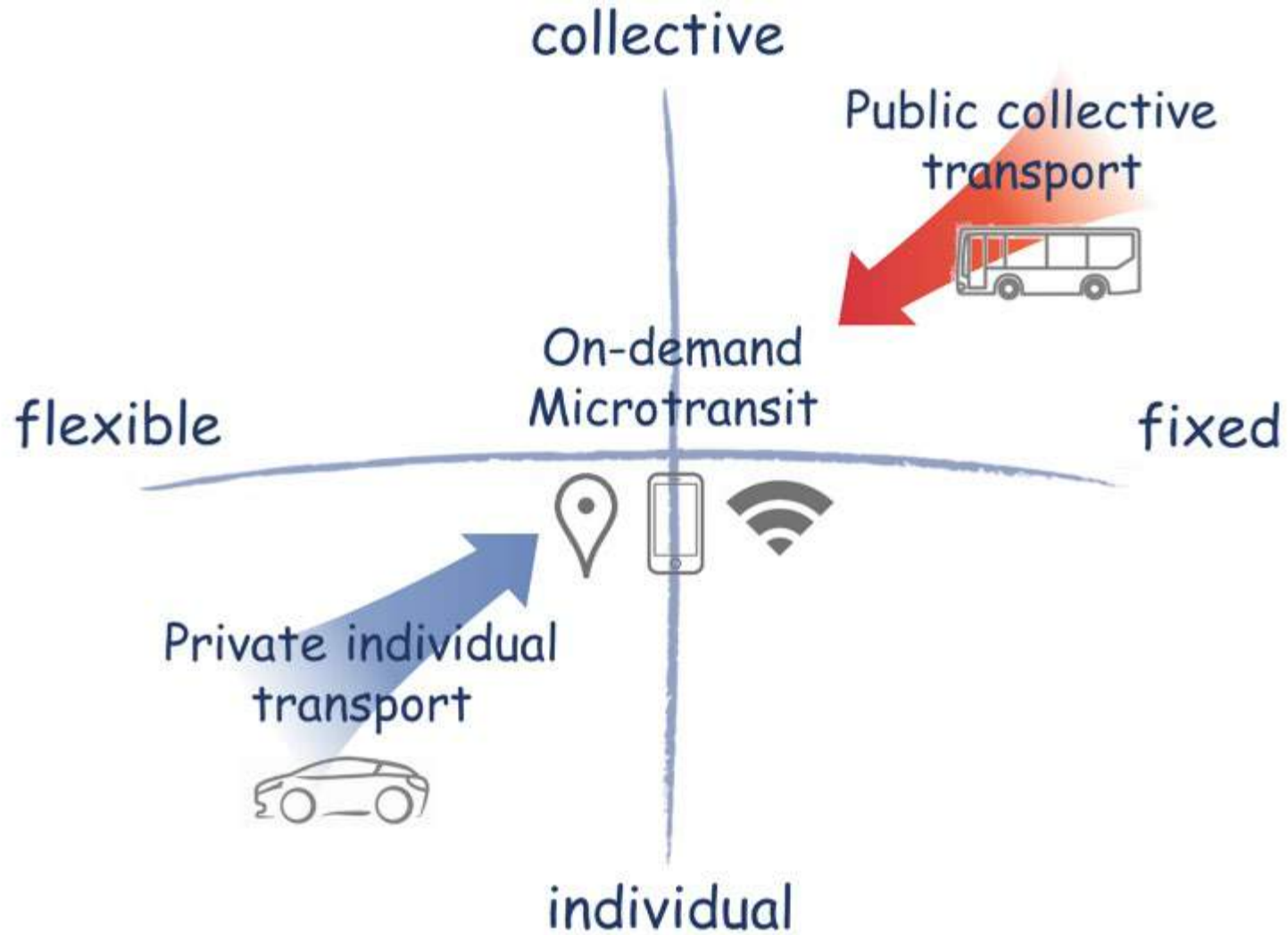




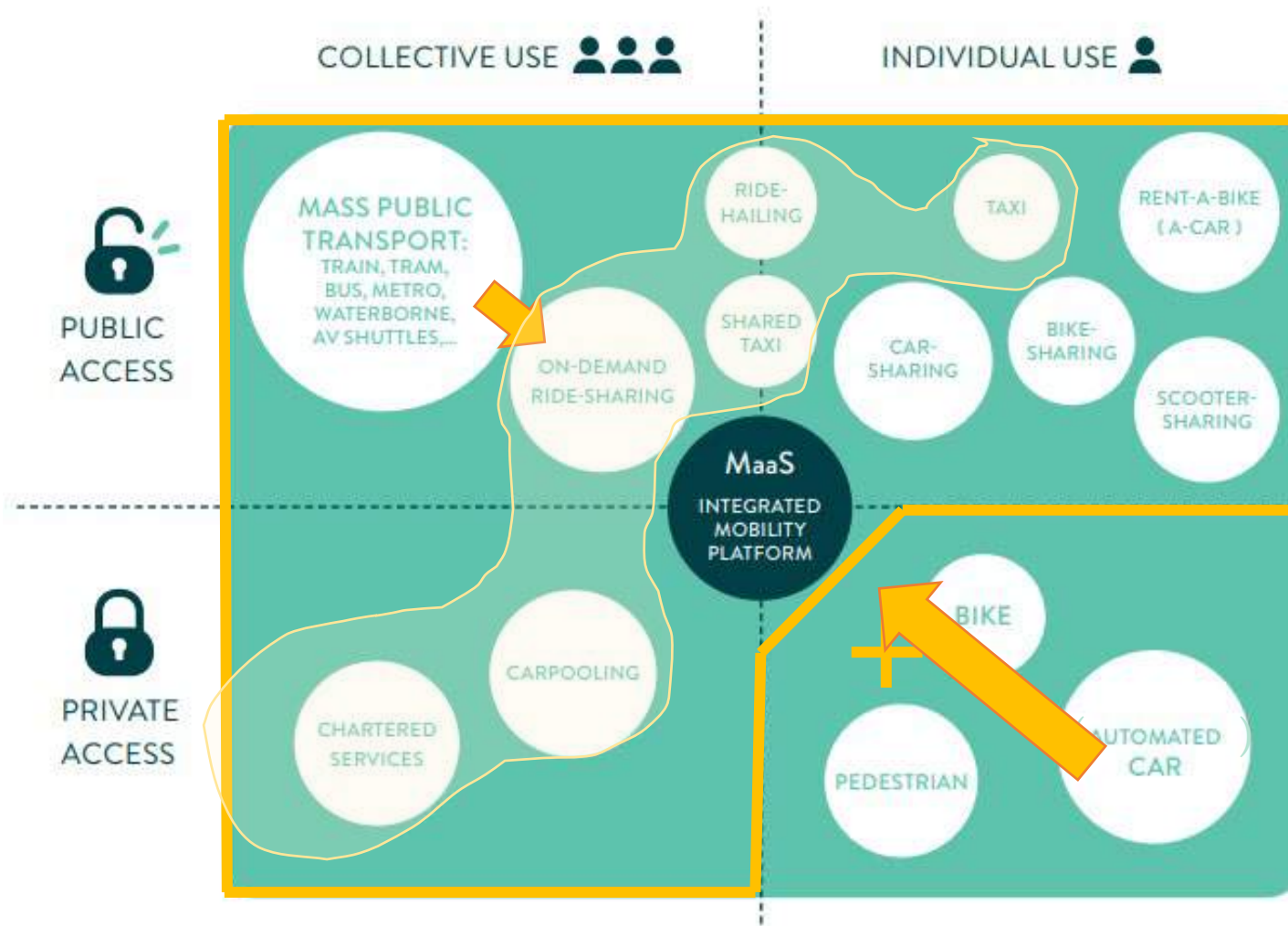
## Lo spazio 'On-demand'



# ➤ ON-DEMAND MOBILITY



# > ON-DEMAND DENTRO LA MOBILITÀ COMBINATA





**Zoom su DRT**







# IL DRT NON È QUALCOSA DI NUOVO

DRT organisation (Global Million Trip Club)		2012	2018	2019
		Million	unlinked	trips *)
PACE, Chicago region, IL	USA	4,71	4,78	4,98
MTA, New York City, Access-a-Ride, NY	USA	6,14	5,86	4,83
Los Angeles County, Access Services, CA	USA	3,28	3,4	4,46
STM Transport Adapté, Montréal	Canada	2,38	4,21	4,43
Region Stockholm, Färdtjänsten,	SE	4,69	4,2	4,15
Toronto Transit Commission, Wheel-Trans	Canada	2,95	4,16	4,15
Maryland Transit Administration - Baltimore region	USA	1,88	2,95	2,99
Metro Mobility, St Paul regionen, MN	USA	1,6	2,3	2,42
WMATA, Washington DC regionen	USA	2,08	2,38	2,35
Västtrafik (West Sweden region excl Gothenburg)	SE	2,11	2,2	2,2
Movia Flextrafik, Copenhagen/Sjælland region,	DK		2,02	2,12
MTA -Harris County - Houston region, TX	USA	1,67	2,02	2,1
MBTA, Boston region, MA	USA	2,61	1,96	1,86
Dade County Transit - Miami region, FL	USA	1,67	1,74	1,78
Gothenburg City, Serviceresor (incl Mölndal )	SE	1,29	1,74	1,75
Orange County, CA	USA	1,57	1,65	1,67
Östgötatrafiken	SE		1,64	1,63
Skånetrafiken, Region Skåne	SE	1,4	1,49	1,61
Nordjyllands Trafikselskab (NT), Flextrafik	DK	1,61	1,601	1,56
Trevel - Rotterdam	NL			1,56
Vancouver regionen, HandyDART,	Canada	1,51	1,55	1,55
SEPTA, Philadelphia region, PA	USA	1,76	1,55	1,51
Atende+, Sao Paulo	Brazil		1,5	
Allegheny County, Access in Pittsburgh region, PA	USA	1,77	1,46	1,4
De Lijn, Belbus, Flanders region	BE	2		
Honolulu	USA		1,38	1,4
Calgary Transit	Canada	1,24	1,36	1,4
RTC, Las Vegas region, NA	USA	1,32	1,34	1,35
AOV - Amsterdam	NL		1,04	1,2
Denver RTD, CO	USA	1,16	1,23	1,18
King County, Seattle region, WA	USA	1,2	1,03	1,07
Transport for London, Dial-a-Ride,	UK	1,51	1,13	1,02
Ottawa	Canada		1,02	1,01

→ ma limitato, non mainstream

## Cos'è nuovo?

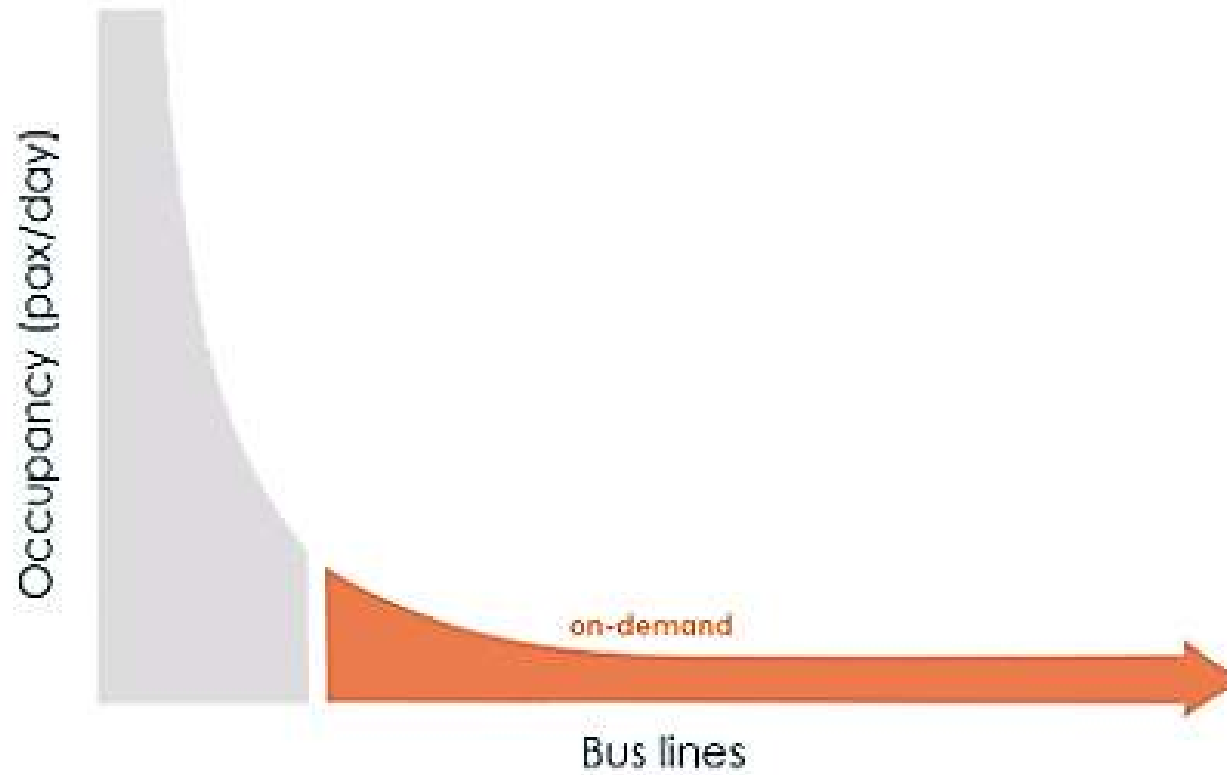
- Migliori strumenti tecnologici
- Design più attrattivo
- Migliori dati economici
- Partenariati e nuovi attori
- Più casi d'uso, più mainstream, più integrato

\*) 'unlinked trips' in the US and Canada is the number of boarding passengers incl assistants, co-travellers etc

Sources: National Transit Database (NTD) and APTA for US, CUTA for Canada  
Plus websearches and personal contacts by Y Westerlund

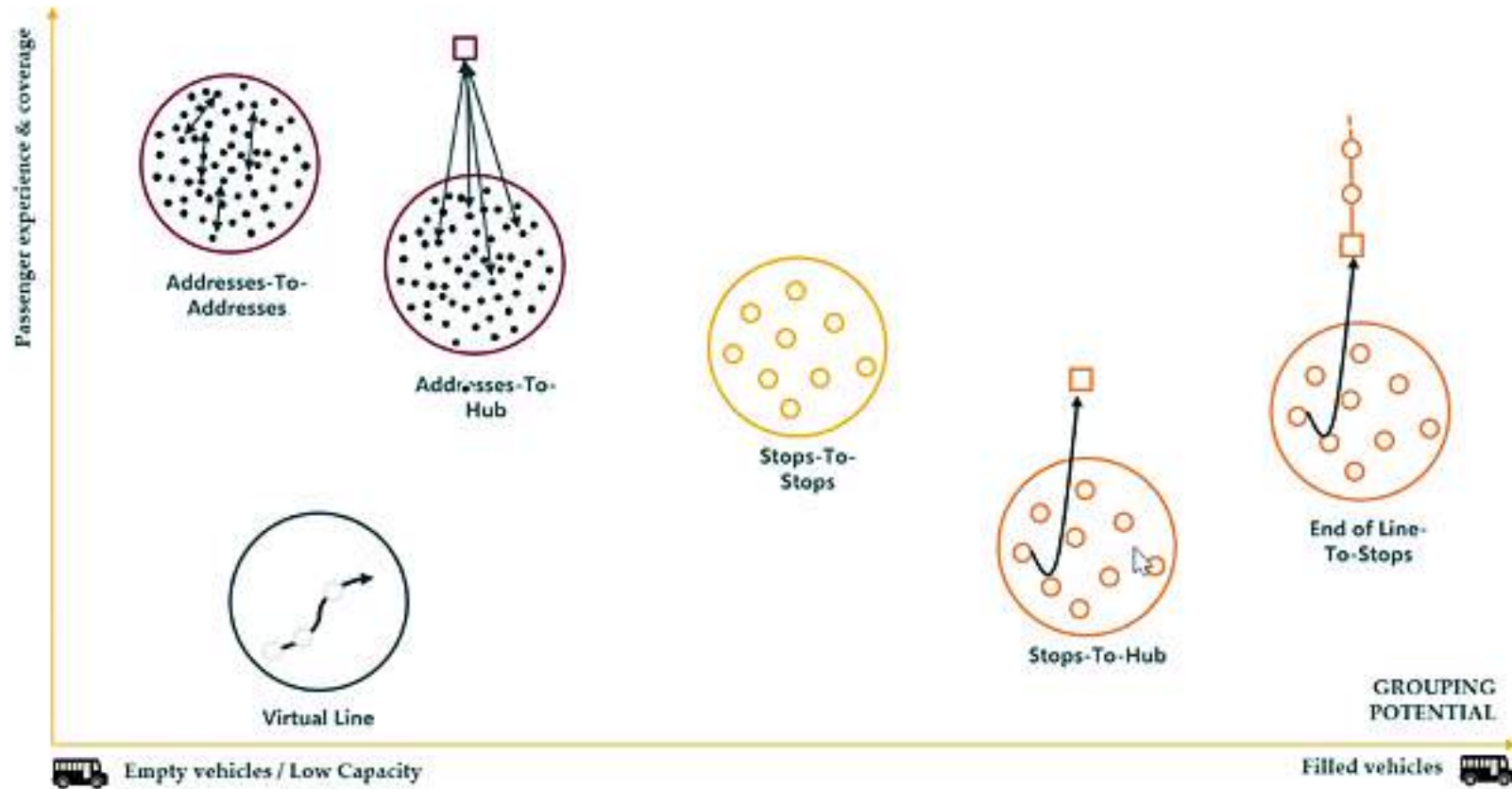


# > NO ONE SIZE FITS ALL





# DIVERSI MODELLI OPERATIVI





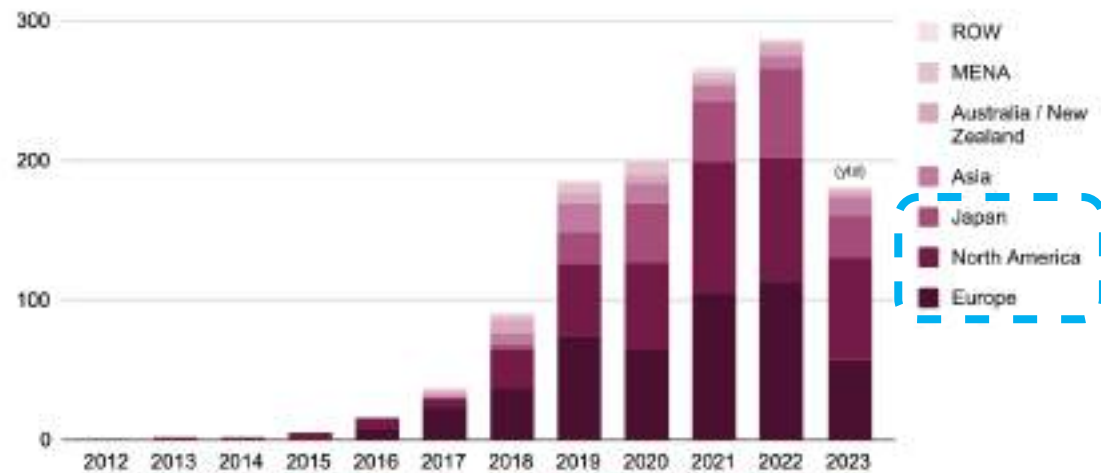
## TENDENZE E SFIDE





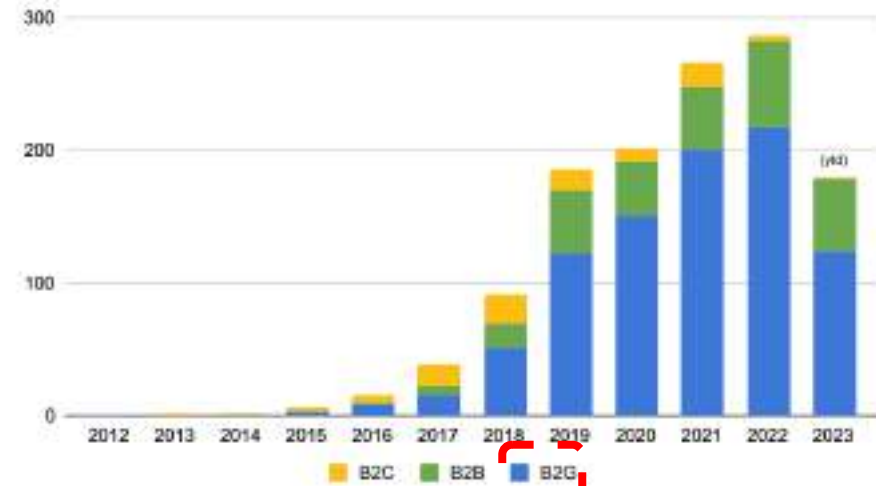
# TENDENZE GENERALI DEL MERCATO

Project Launches by Region & Year



©2023 Lukas Fojanty | status as of September 2023

New Project Launches per Year and Market Segment



©2023 Lukas Fojanty | status as of September 2023

Il segmento B2G domina il mercato!  
→ Problema: molte sperimentazioni con flotte di pochi o pochissimi veicoli



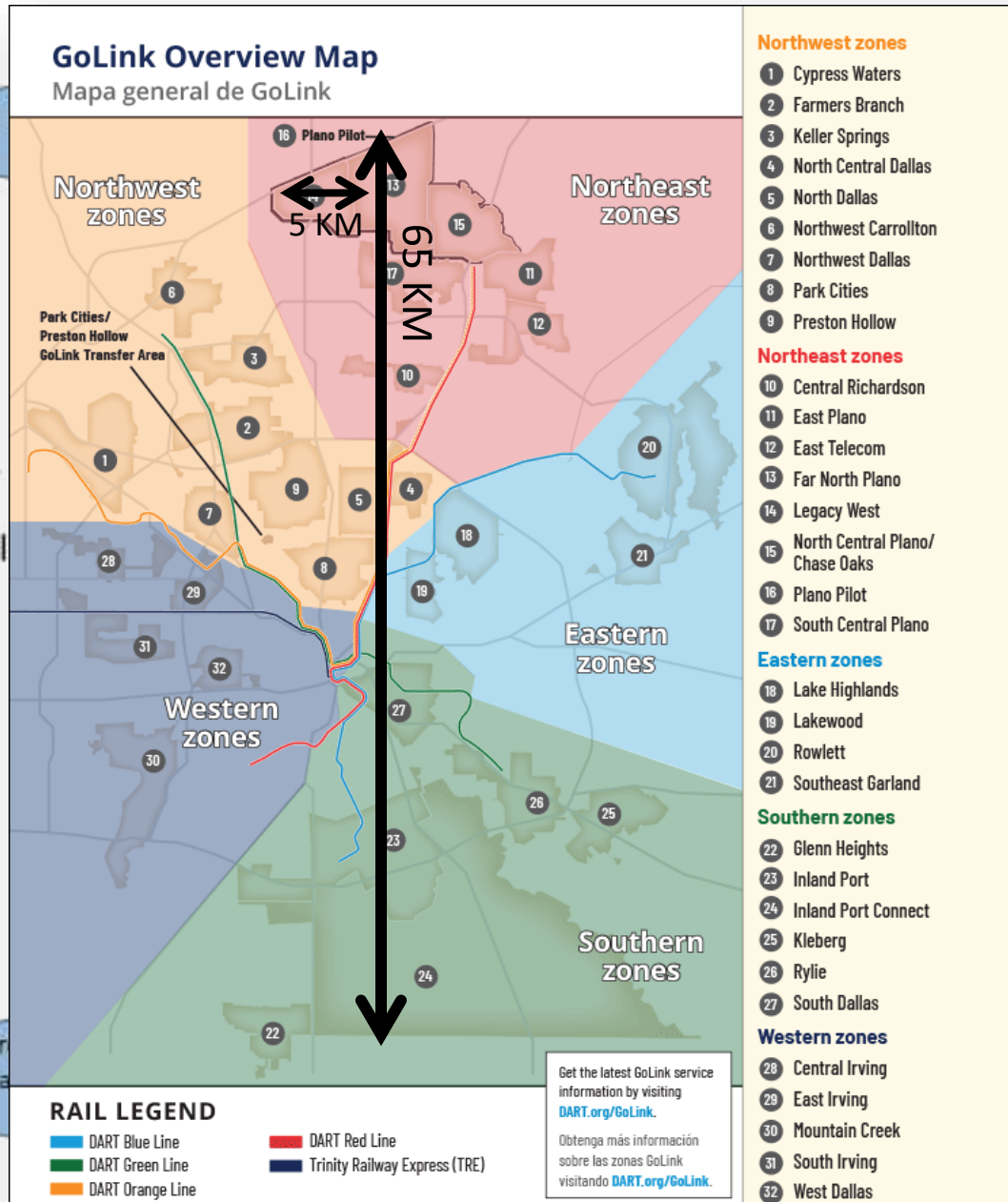
# PEAK SHAVING & COMMINGLING



## DART GoLink Microtransit

Purpose – 1st Last Mile for general public

- Transit anchor – Rail or bus
- Trip request --GoPass Mobile application and call center
- Dedicated provider -- taxi and minibus
- Non-dedicated provider --- UberPool and taxi
- Typical zone -- Low density
- Contactless fare payment



Rides for Transit **Uber**

## Rides for Transit

DART- Dallas

### Challenge:

- GoLink OnDemand Services cost too much per passenger trip
- Need to expand service hours

### Solution:

- UberPool complement to GoLink
- UberPool accessible in GoPass® through API
- Uber Data Dashboard

### Result:

- 24/7 <15 mins access in 20+ zones
- Per trip cost from \$15 to \$5
- Up to 2 free UberPool rides per day in eligible areas to or from an eligible DART station
- Travel to or from any destination within a zone is \$3.

# AUTOMATIZZAZIONE DEI SERVIZI

## Nuovi servizi di mobilità autonomi

*On-demand & shared  
L4  
Re-think the entire mobility system  
Fleet management & supervision  
MaaS, DRT*



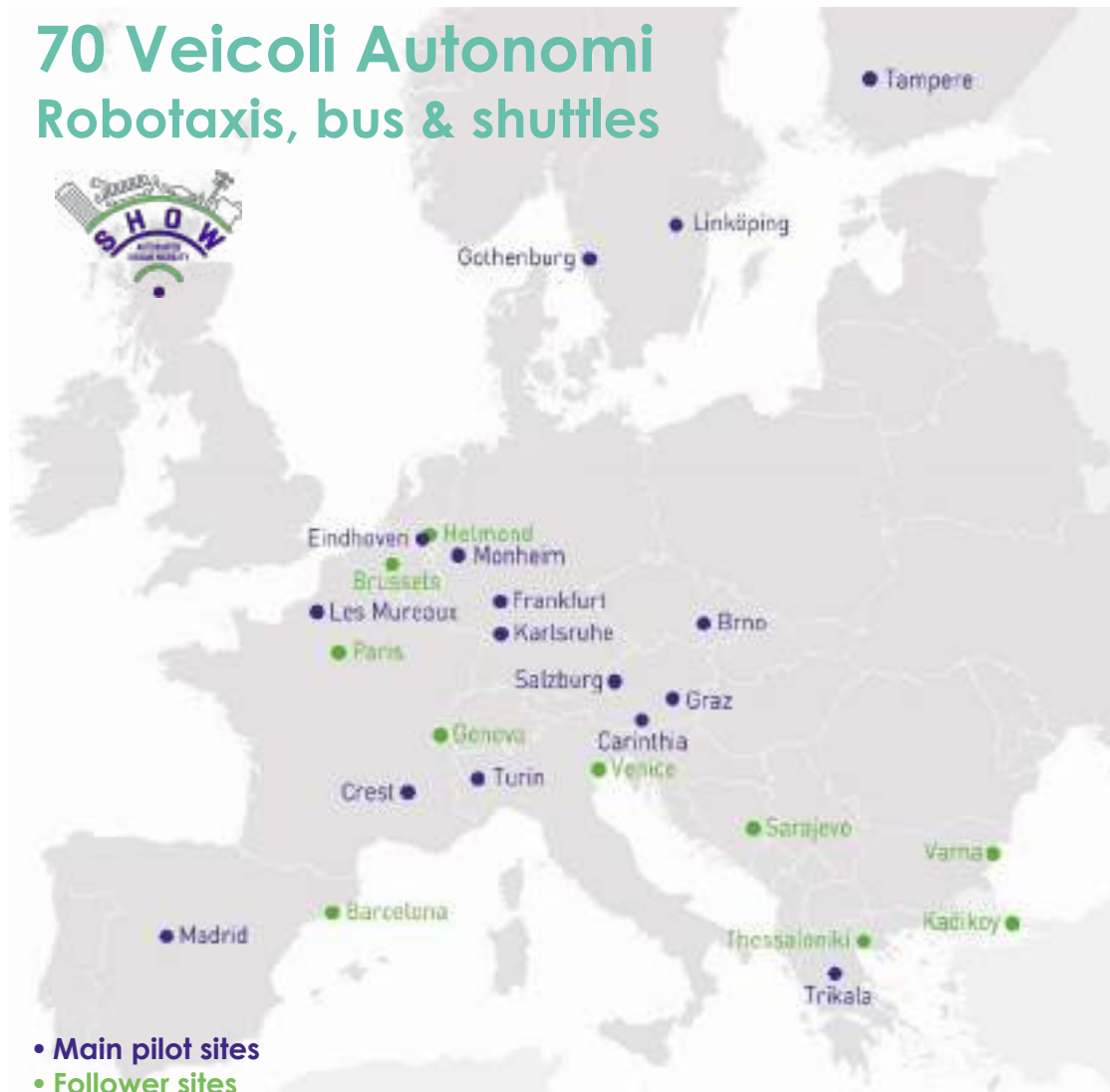




# CON IL PROGETTO SHOW, L'UITP GUIDA LA PIÙ GRANDE INIZIATIVA IN EUROPA



## 70 Veicoli Autonomi Robotaxis, bus & shuttles



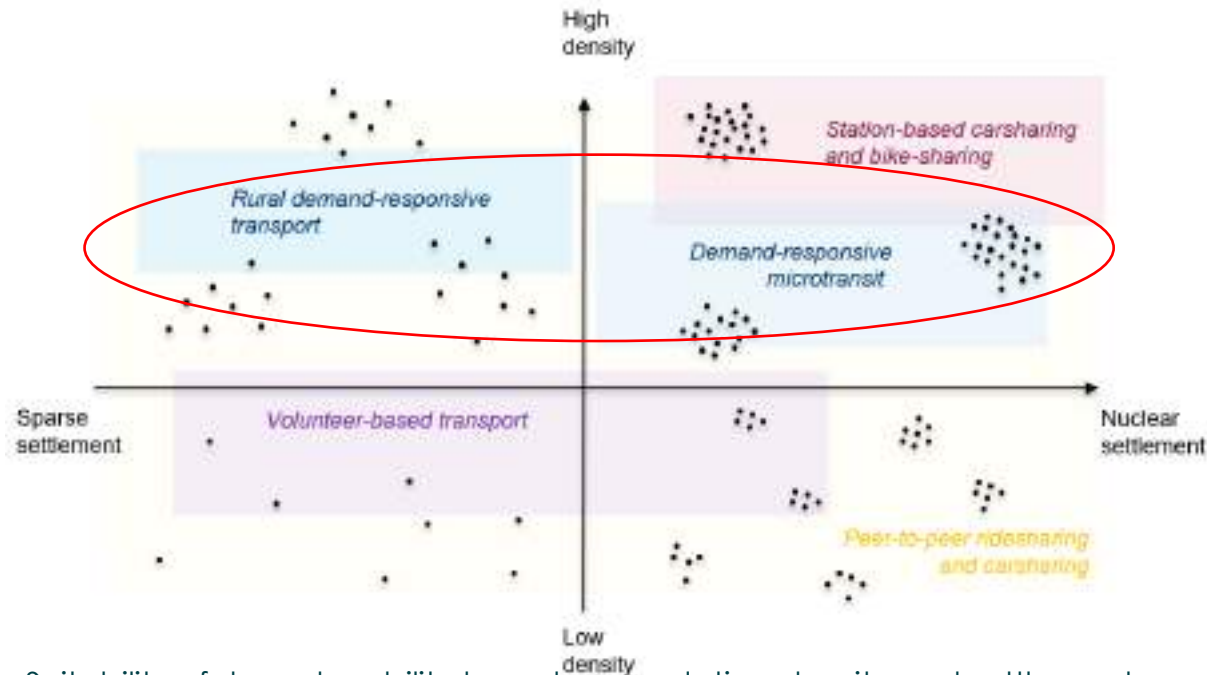
- Main pilot sites
- Follower sites







# LA SFIDA DELLA MOBILITÀ RURALE: PER UN NUOVO PARADIGMA



Suitability of shared mobility types by population density and settlement type. Source: ITF, 2021

In assenza di

- **Politiche mirate,**
- **Riconoscimento legale,**
- **Programmi di finanziamento strutturati,**
- **Assistenza tecnica**

Fuori dai grandi centri urbani,  
molte comunità continueranno a  
dipendere da mezzi di trasporto privati  
*...e le sperimentazioni rimarranno  
sperimentazioni!*



# Grazie!

Lidia Signor, Combined Mobility Senior Manager

[lidia.signor@uitp.org](mailto:lidia.signor@uitp.org) | [www.uitp.org](http://www.uitp.org)

UITP, l'associazione internazionale del trasporto pubblico

